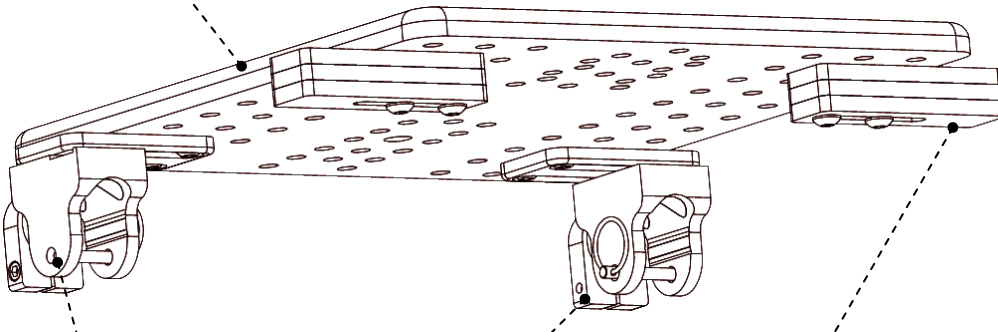


The SSP307 Includes:

1. Solid Seat (Must specify all dimensions upon ordering.)
2. Trouble Free Snap On Mounts(x2)
3. Drop Stops(x2)
4. Seat Tabs(x2)

1. Solid Seat



3. Drop Stops

4. Seat Tabs

2. Trouble Free Snap On Mounts

SSP307

Solid Seat with 2 Point Trouble Free Snap On Mounts with Pins, Seat Tabs and Drop Stops (E2609)

The SSP307 is a 1/2 inch wood solid seat with 2 Point Trouble Free Snap On Mounts w/ Drop Stops (Front) and Seat Tabs(back). The hardware is adjustable to mount to almost any chair size. The solid seat can be fully modified to accommodate the needs of almost any client. The cane clamps can be attached to 1", 7/8", or 3/4" canes (specify cane size)

TECHNICAL DATA

1. 5/32 tool for 1/4- 20 button head screws (mounting hardware).

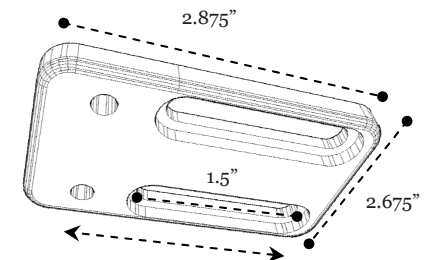
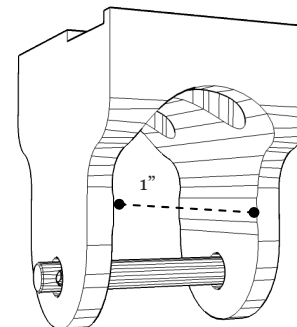
SELLING POINTS

1. Trouble Free Snap On hardware makes it quick and easy to remove seat.
2. Smooth finished edging on every piece.
3. Adjustable hardware to accommodate the needs of almost any client.

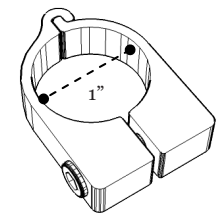
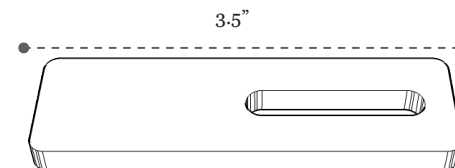
STANDARD CONFIGURATION DIMENSIONS

Use these standard dimensions to determine which configuration you will need. See back for back modifications.

Snap On Mounts are designed to fit 1 inch, 7/8" inch or 3/4 inch canes. (Must specify upon ordering)




Mounting hardware has 1.5 inches of width adjustability to snap on to almost any chair.




Drop Stop
(Stop Collar)

Structural Seat Modifications




SMD315R

Right Side Offset




BMD223

"I" Seat



BMD223

"T" Seat



SMD320

Anti-Thrust Seat



SMD321

Contoured Seat

- SMD317** – "I" Style Seat
- SMD316** – "T" Style Seat
- SMD318** – Built in Medial Thigh Support
- SMD328** – Ischial Cutout for Seat
- SMD357** – FIPS Package with Cover for Seat
- SMD345** – Wedge Seat
- SMD344** – Cross Brace Cut-out for Seat
- SMD315L** – Long Left Side Offset for Seat
- SMD315R** – Long Right Side Offset for Seat
- SMD320** – Anti Thrust Addition for Seat
- SMD321** – Contoured Seat
- SMD336** – 3/8" Base for Seat (1/2" is Standard)
- SMD362** – Flush Anti Thrust Addition for Seat
- SMD379** – Cushion Separate from Wood Base

Seat Cover Modifications

SMD326 – Standard Cover for Seat
(Zipper Cover)

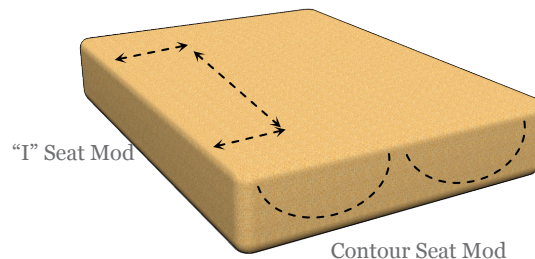
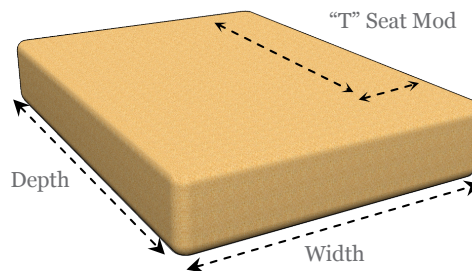
SMD360 – Velcro Cap Cover for Seat

SMD369 – Elastic Slip-On Cover for Seat

SMD309 – Monogram for Side of Seat

Custom Dimensions

All dimensions for solid seat and modifications must be specified upon ordering



Solid Seat

Foam Modifications

- SMD300** – 1/2" Pudgee Foam
- SMD301** – 1" Pudgee Foam
- BMD204** – 1/2" Cubed Gel
- SMD305** – 1/2" Extra Soft Sunmate
- SMD306** – 1" Extra Soft Sunmate
- SMD307** – 1/2" Extra Soft T-Foam
- SMD308** – 1" Extra Soft T-Foam
- SMD310** – 1/2" Flat Gel
- SMD311** – 1/2" Soft Sunmate
- SMD312** – 1" Soft Sunmate
- SMD313** – 1/2" Medium Sunmate
- SMD314** – 1" Medium Sunmate
- SMD330** – Grid Cut 2x2x2
- SMD346** – 1/2" Soft T-Foam
- SMD347** – 1" Soft T-Foam
- SMD351** – 1/2" Medium T-Foam
- SMD352** – 1" Medium T-Foam
- SMD353** – 1/2" Firm Sunmate
- SMD354** – 1" Firm Sunmate
- SMD356** – 1/2" Cubed Gel
- SMD359** – 1/4" Closed Cell Foam
- SMD361** – 1/2" Closed Cell Foam
- SMD363** – 1/2" HR1 Foam
- SMD364** – 1" HR1 Foam
- SMD365** – 1/2" HR2 Foam
- SMD366** – 1" HR2 Foam
- SMD367** – 1/2" HR3 Foam
- SMD368** – 1" HR3 Foam