

Epic Seating System Adapter Tube

Ki Focus CR (ESCTUN-003)
Ki Little Wave Flip* (ESCTUN-003)

This adapter tube kit is intended to securely fit the Epic Seating System to a Ki Focus CR or Little Wave Flip wheelchair.

Part	Description	Qty
A	Adapter Tube	1
B	Tube Nut	1
C	M6 x 1 x 45mm	3
D	M6 Washer	6
E	M6 Nylon Lock Nut	3

* Frame should have foot-operated tilt function and a non-recline back. Not intended to be used with the R82 x:panda configuration.

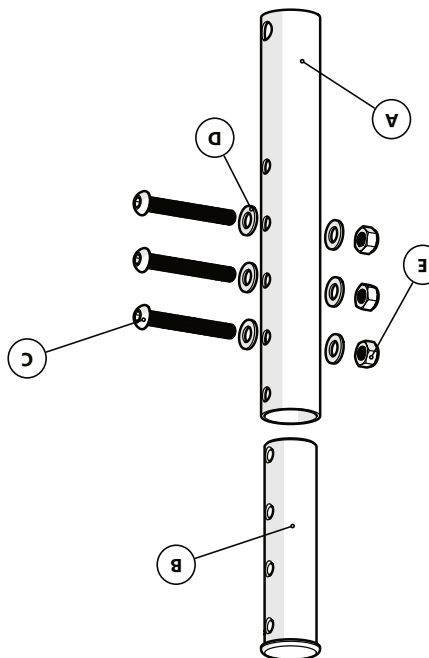
* Frame should have foot-operated tilt function and a non-recline back. Not intended to be used with the R82 x:panda configuration.

Part	Description	Qty
A	Adapter Tube	1
B	Tube Nut	1
C	M6 x 1 x 45mm	3
D	M6 Washer	6
E	M6 Nylon Lock Nut	3

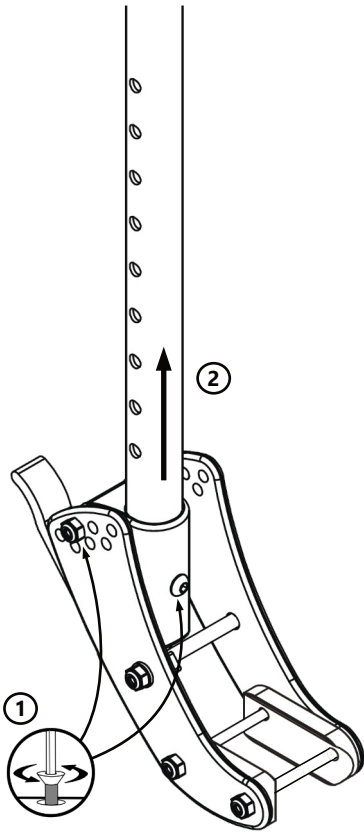
This adapter tube kit is intended to securely fit the Epic Seating System to a Ki Focus CR or Little Wave Flip wheelchair.

Ki Focus CR (ESCTUN-003)
Ki Little Wave Flip* (ESCTUN-003)

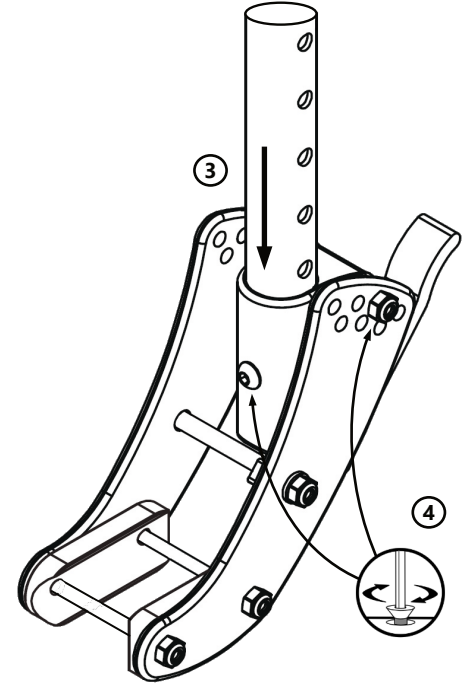
Epic Seating System Adapter Tube



Installation Instructions



1. Loosen and remove the screw securing the cane to the pivot assembly. If the pivot assembly is set to a recline angle other than 0°, remove the screw and return the pivot assembly to the 0° position.* (First hole in the bottom row.)
2. Remove the cane from the pivot assembly.
3. Insert the ESCTUN-003 adapter tube into the pivot assembly. The heads of the screws installed in the adapter tube should face outwards from the chair, left on the left tube, right on the right.
4. Install the screw removed in Step 1 into the pivot assembly, through the adapter tube, and tighten it to secure the tube in place. Tighten the screw securing the recline angle.
5. Continue with the installation of Epic Seating as described in the installation section of the Epic Seating Owner's Manual.



*For information specific to the Ki Focus or Little Wave Flip, please consult the manual included with your wheelchair.

CAUTION - Ensure the anti-tip extensions are installed on the Little Wave Flip prior to use with Epic Seating.

P147D695-003R3

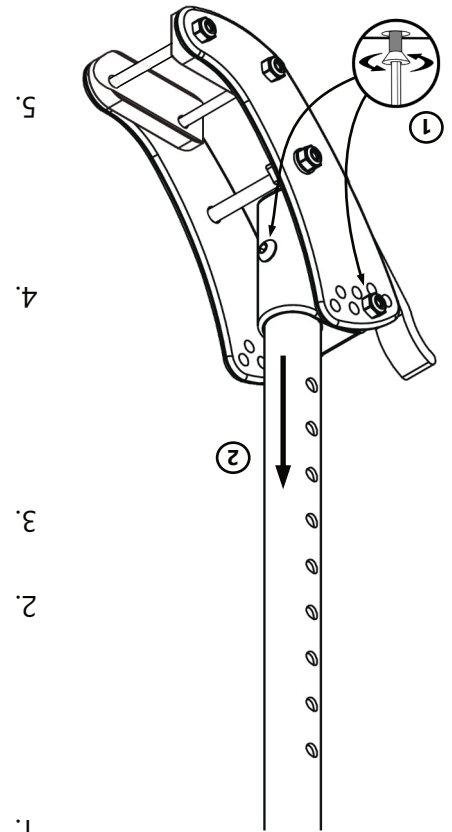
Apr 23, 2024

Apr 23, 2024

P147D695-003R3

to use with Epic Seating.
CAUTION - Ensure the anti-tip extensions are installed on the Little Wave Flip prior to use with Epic Seating.
 your wheelchair.
 Wave Flip, please consult the manual included with
 *For information specific to the Ki Focus or Little

Manual.
 section of the Epic Seating Owner's
 Seating as described in the installation
 Continue with the installation of Epic
 securing the recline angle.
 the tube in place. Tighten the screw
 into the pivot assembly, through the
 adapter tube, and tighten it to secure
 Install the screw removed in Step 1
 right.
 chair, left on the left tube, right on the
 tube should face outwards from the
 the screws installed in the adapter
 into the pivot assembly. The heads of
 Insert the ESCTUN-003 adapter tube
 assembly.
 2. Remove the cane from the pivot
 position.* (First hole in the bottom row.)
 return the pivot assembly to the 0°
 other than 0°, remove the screw and
 pivot assembly is set to a recline angle
 the cane to the pivot assembly. If the
 1. Loosen and remove the screw securing



Installation Instructions

